


























W	T	Pa	Pb	N	Nt	Jp	Wd
							 (x 3, ends of Drive B 1 16-18)  (under Drive B 1 16-18)
						 (rectangle under DMA 114-18)	
						 (x 4, ends of Drive B 1 14-15, ends at end of Drive N 18-19)	
						 (under Drive B 1 14-18)	
						 (x 5, ends of Drive B 1 20-24)	
						 (under Drive B 1 20-24)	
						 .....	
						 (ends of Drive 1 57-62)	
						 .....	
						 (under Drive 1 57-62)	
						 .....	
						 (ends of Drive 1 25-29)	
						 .....	
						 .....	
						 .....	
						 .....	
						 (under Drive 1 25-29)	
						 .....	
						 (rectangle under DMA 124-18)	
						 (ends of DN 114)	